

SOUTH CALCUTTA LAW COLLEGE

LLM ADMISSION 1st Year (2025-2026) Manual

For best view experience use Google chrome

Kindly go to the Cyber Cafe and Complete the Admission Process

Step-1

Visit this Link: <https://erp.southcalcuttalawcollege.ac.in/LLMRegForm.aspx>

APPLICATION FORM FOR ADMISSION TO LLM ADMISSION 2025-2026

Date of Admission : 02/02/2026

Session : 2025-2026

Note :- fields marked with an asterisk (*) are required

Entrance Test for 2 years L.L.M

Form No : *

Rank : *

Passed From University (BALLB/BALLB Hons) : *

Course Type : *

Note: Select the University from where you have passed your BA.LLB or BALLB Hons course

Fill the Form No. and Rank, then click on **Find** button.

Step-2

APPLICATION FORM FOR ADMISSION TO LLM ADMISSION 2025-2026

Date of Admission : 02/02/2026

Session : 2025-2026

Note :- fields marked with an asterisk (*) are required

Entrance Test for 2 years L.L.M

Form No :*

Rank :*

Passed From University (BALLB/BALLB Hons) :*

Course Type :*

Applicant Name : *

Date Of Birth(dd/mm/yyyy) : *

Mobile No : *

Email ID : *

University Registration Number : *

University Registration Year :*

University Roll Number :*

Blood Group :

Mother Name : *

Father/Husband Name : *

Name of Examination(BALLB/LLB/BALLB(HONS)/LLB(HONS) *

Year with Roll No :- *

Division or Class *

College Name *

Name of the Council/University *

Full Marks of the Examination *

Total Marks Secured *

Percentagee

Document Upload Area :

Downloaded Admission Slip – BELOW 150 KB . FILE TYPE
JPG(Mandatory)

Choose file No file chosen

PHOTO UPLOAD – BELOW 50 KB . FILE TYPE JPG(Mandatory)

Choose file No file chosen

SIGNATURE UPLOAD- BELOW 50 KB . FILE TYPE JPG(Mandatory)

Choose file No file chosen

Age Proof(Admit Card/Certificate of Madhyamik/Equivalent
Examination/Birth Certificate) UPLOAD- BELOW 150 KB . FILE TYPE
JPG(Mandatory)

Choose file No file chosen

Final Year Mark sheet of B. A. LL.B /B.A.LL.B (HONS) /LL.B – BELOW
150 KB . FILE TYPE JPG(Mandatory)

Choose file No file chosen

(10+2) Mark sheet or Equivalence marksheet Documents – BELOW
150 KB . FILE TYPE JPG(Mandatory)

Choose file No file chosen

AADHAR UPLOAD- BELOW 150 KB . FILE TYPE JPG(Mandatory)

Choose file No file chosen

PHOTO UPLOAD - BELOW 50 KB . FILE TYPE JPG(Mandatory)	<input type="button" value="Choose file"/> No file chosen
SIGNATURE UPLOAD- BELOW 50 KB . FILE TYPE JPG(Mandatory)	<input type="button" value="Choose file"/> No file chosen
Age Proof(Admit Card/Certificate of Madhyamik/Equivalent Examination/Birth Certificate) UPLOAD- BELOW 150 KB . FILE TYPE JPG(Mandatory)	<input type="button" value="Choose file"/> No file chosen
Final Year Mark sheet of B. A. LL.B /B.A.LL.B (HONS) /LL.B - BELOW 150 KB . FILE TYPE JPG(Mandatory)	<input type="button" value="Choose file"/> No file chosen
(10+2) Mark sheet or Equivalence marksheet Documents - BELOW 150 KB . FILE TYPE JPG(Mandatory)	<input type="button" value="Choose file"/> No file chosen
AADHAR UPLOAD- BELOW 150 KB . FILE TYPE JPG(Mandatory)	<input type="button" value="Choose file"/> No file chosen
Besides those mentioned below following documents are also mandatory, if applicable :	
Physically Challenged Certificate UPLOAD- BELOW 150 KB . FILE TYPE JPG(Optional)	<input type="button" value="Choose file"/> No file chosen
EWS Certificate UPLOAD- BELOW 150 KB . FILE TYPE JPG(Optional)	<input type="button" value="Choose file"/> No file chosen
Cast Certificate UPLOAD- BELOW 150 KB . FILE TYPE JPG(Optional)	<input type="button" value="Choose file"/> No file chosen
BPL Certificate UPLOAD- BELOW 150 KB . FILE TYPE JPG(Optional)	<input type="button" value="Choose file"/> No file chosen
Migration Certificate UPLOAD- BELOW 150 KB . FILE TYPE JPG(Optional)	<input type="button" value="Choose file"/> No file chosen
Equivalence Certificate UPLOAD- BELOW 150 KB . FILE TYPE JPG(Optional)	<input type="button" value="Choose file"/> No file chosen
Registration Certificate (for already registered candidates) UPLOAD- BELOW 150 KB . FILE TYPE JPG(Optional)	<input type="button" value="Choose file"/> No file chosen
<input type="checkbox"/> I declare that a hard copy of the Anti-Ragging undertaking documents as per UGC guidelines will be submitted by me to the college at the time of physical verifications of the documents.	
<input type="button" value="Submit"/>	

Once the entire form is completed, please click the 'Submit' button.

Please wait a few seconds after submitting your application. You will then see the application confirmation screen, as shown in the image below.

Step-3

Admission form submitted successfully.

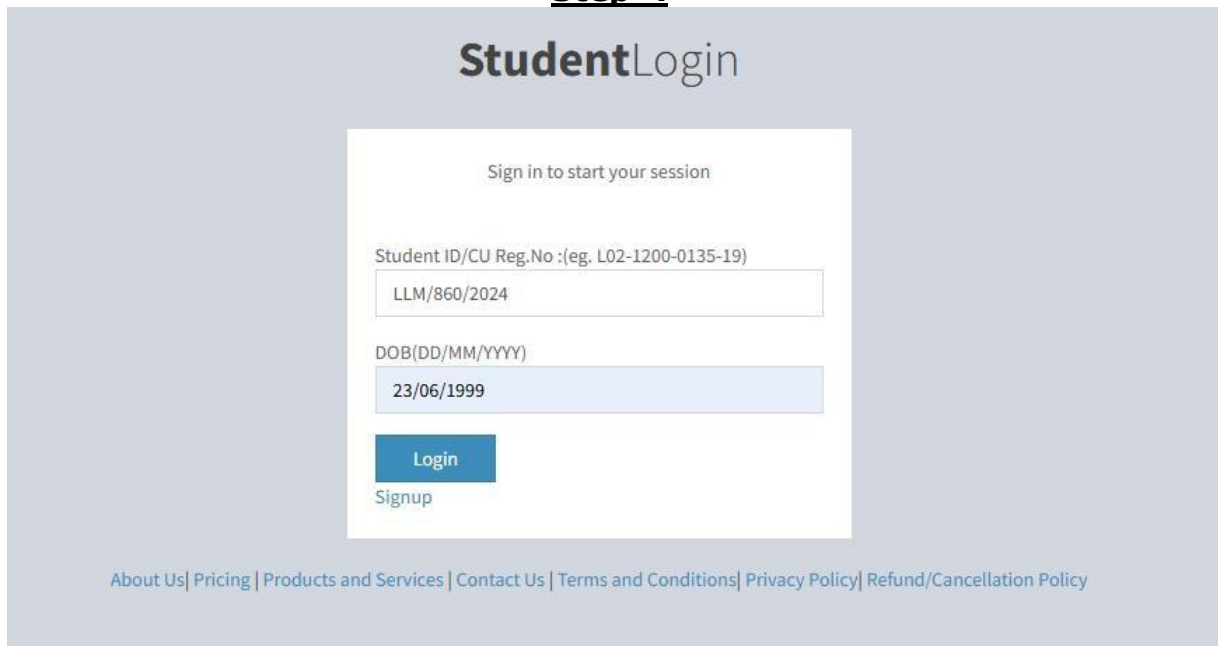
Studnet Admission Details :	
Student Id :	2602021652
Name :	
Mobile :	
Date of Birth :	
Session :	2025-26
Course :	LL.M
Sem/Year :	1
Form No :	26005688875
Rank No :	21

**** Note: Use your login credentials (Student ID or Mobile Number and Date of Birth) to make the online payment for your registered course. ****

Click on **Go to Login** button.

Login: - <https://erp.southcalcuttalawcollege.ac.in/Students/Login.aspx>

Step-4

The image shows a 'Student Login' interface. At the top, it says 'StudentLogin'. Below that, a prompt says 'Sign in to start your session'. There are two input fields: the first is for 'Student ID/CU Reg.No : (eg. L02-1200-0135-19)' with the value 'LLM/860/2024' entered; the second is for 'DOB (DD/MM/YYYY)' with the value '23/06/1999' entered. Below the fields are two buttons: a blue 'Login' button and a grey 'Signup' button. At the bottom, there is a footer with links: 'About Us | Pricing | Products and Services | Contact Us | Terms and Conditions | Privacy Policy | Refund/Cancellation Policy'.

If you have already **filled up the admission form** then enter your **Student ID/Mobile Number** and **DOB** (Date of birth) and click on **“Login”** button. then complete this process as following:

Step-5

Open the below screen and complete your profile and click on “Save” Button.

(** Note: If you have already uploaded photo/signatures. at the time of form fill up no documents are needed to upload it again **)

Acsys ERP

Test Student 4

My Profile

Please update all details (please ignore if already done).

Student ID: LLM/860/2024

Name: Test Student 4

CU Registration No: L02-0000-9780-00

Course Type: -Select--

Stream: LLM

Admission Session: 2010-11

Semester/Year: 1

University Roll No: 1111111

(Format eg. L00/LLB /1900000)

College Roll:

First Name:

Middle Name:

Last Name:

Father's Name: Test Father

Mother's Name: Test Mother

Date Of Birth(dd/mm/yyyy): 23/06/1999

Nationality: INDIAN

Step-6

Click on **My payments** menu and show this below screen:

(** Note: Complete Student Profile Before fee payment **)

Acsys ERP

My Payments

COURSE: LLM

Current Sem/Year:

STUDENT NAME:

STUDENT ID:

CU Reg.No:

Pending Fees

Pay Now

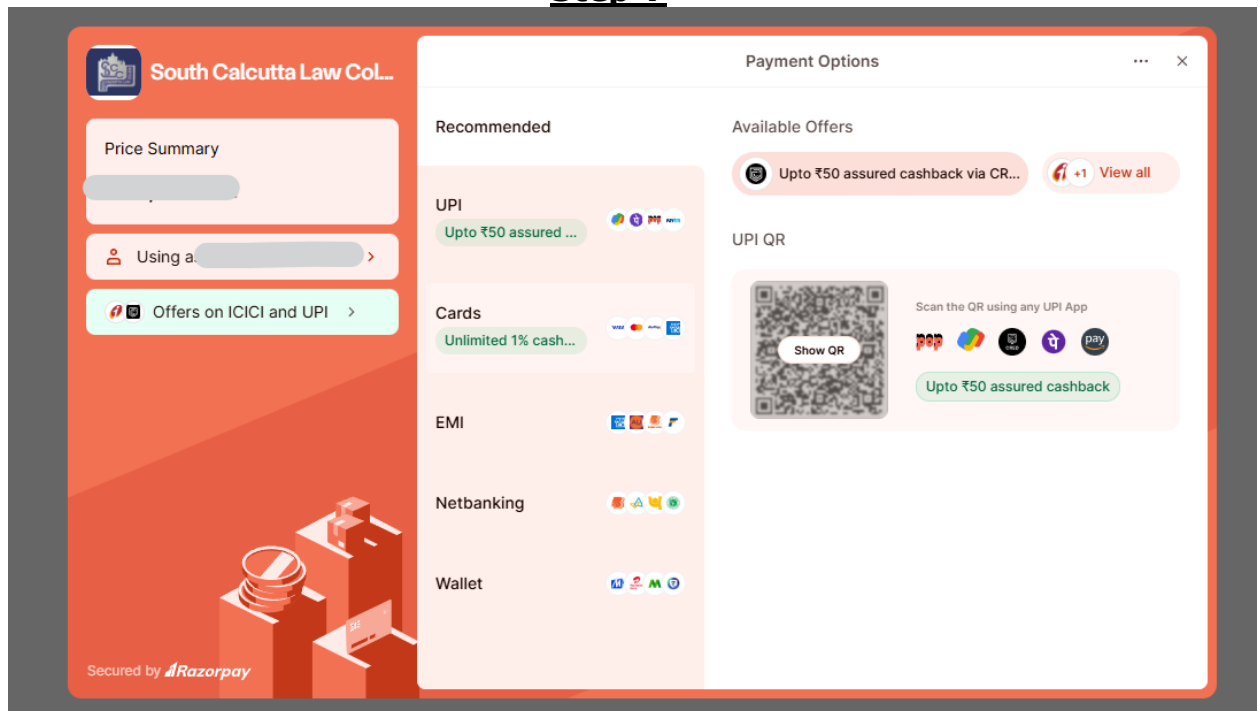
Sl.No.	Semester/Year	Fees Name	Fees Amount	Last Date
<input checked="" type="checkbox"/>	1	Admission Fees		02 Feb 2026 23:50:00

Paid Fees

No Record Found

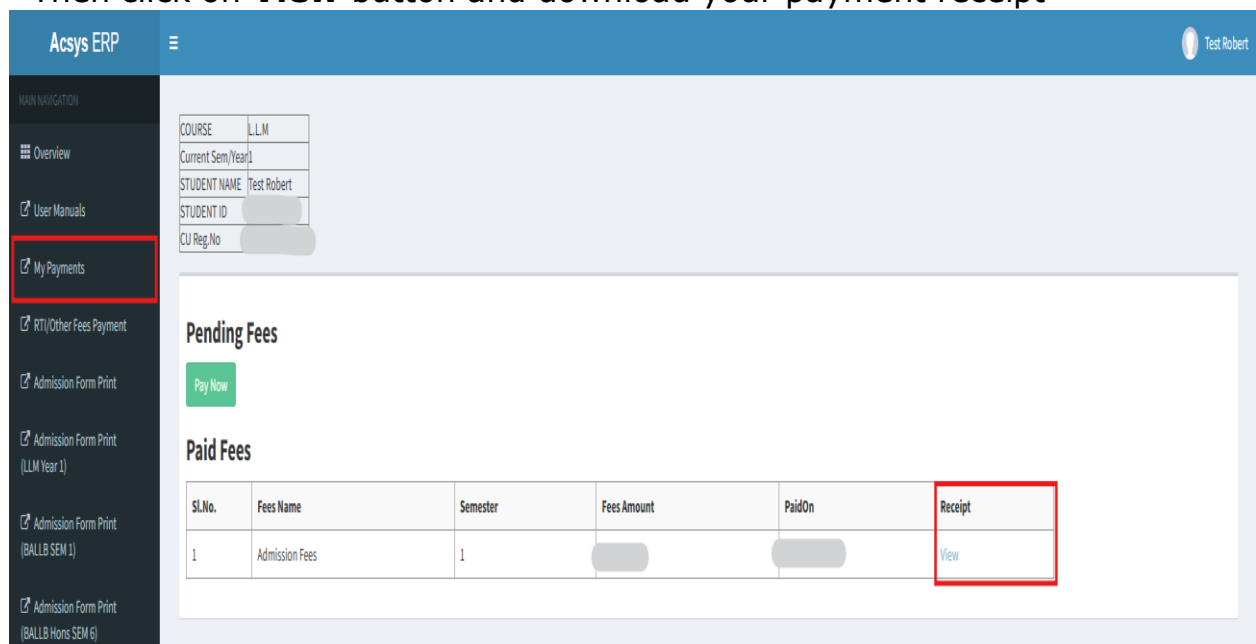
Select the check box and click on **Pay Now** button

Step-7



Step-8



Then click on **View** button and download your payment receipt



Step-9

Click on “**Admission Form print LLM Year 1 (In Side Menu bar)**”.
Admission form as like:

(** Note: Complete Student Profile Before Admission Form Print. **)

 South Calcutta Law College (AFFILIATED TO THE UNIVERSITY OF CALCUTTA) 57 K N SEN ROAD KOL-700042, West Bengal, India Phone: (033) 2442 8183 E-mail: sclawedu@gmail.com Website: www.southcalcuttalawcollege.ac.in/		
Entrance Test for 2 years LLM	Date of Admission :-02/02/2026	
Form No. <input type="text"/>	Class	Roll No
Rank- 6	Section	
	Session .2025-2026.	
(FOR OFFICE USE ONLY)		
Form No.- 261	Student ID <input type="text"/>	
APPLICATION FORM FOR ADMISSION TO 2 - YEARS L.L.M COURSE		
1. Name of the Applicant in Block Letters - <input type="text"/> (Miss or Mrs. in case of Women)		
2. Name of the Father/Husband of the Applicant - KS Mother Name - PS		
a) Occupation - Business		
b) Total Annual Income - 0		
3. Name of the Guardian, if the father is not alive/Name of local Guardian and Address with Police Station & Phone No. - Na		
4. a) Permanent Home address with nearest Rly. Stn./Police Stn. <input type="text"/>		
b) Country - INDIA c) State - West Bengal d) Pin <input type="text"/>		
e) Nationality- INDIAN f) Religion - Christianity g) Gender- Male		
h) Cateqorv- Gen i) Physically Challenged - NO		

Note: Now your admission process is completed successfully. Kindly print your admission form and payment confirmation receipt and submit to college as per notification.